


Torako Yui

HL Series - The Thesis of Immunization Impossible - Vol 1

Leseprobe

[HL Series - The Thesis of Immunization Impossible - Vol 1](#)
von [Torako Yui](#)



<http://www.narayana-verlag.de/b6364>

Das Kopieren der Leseproben ist nicht gestattet.

Narayana Verlag GmbH
Blumenplatz 2
D-79400 Kandern
Tel. +49 7626 9749 700
Fax +49 7626 9749 709
Email info@narayana-verlag.de
<http://www.narayana-verlag.de>

In unserer [Online-Buchhandlung](#) werden alle deutschen
und englischen Homöopathie Bücher vorgestellt.



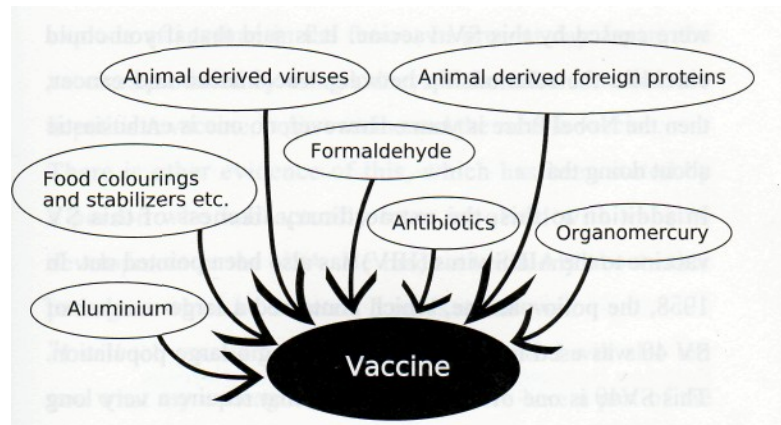
Contamination of Pathogens of Vaccine

Vaccine is contaminated by animal derived viruses

In order to produce vaccines, it is necessary to incubate viruses. Therefore as the culture medium, eggs, chickens, frogs, and sometimes, even the foetus of any kind of animals are used. Moreover, healthy tissues are not suitable for the multiplication of pathogens such as viruses or germs and therefore, unhealthy bodies, unhealthy tissues or cancer cells are used. Unhealthy organs are more suitable for the incubation of pathogens, and such unhealthy organs are overflowing not only with the target viruses to be incubated but also with every other kind of pathogen. Speaking of viruses only, its structure is infinitesimal, which cannot be completely refined by our present technology, and therefore it is impossible to avoid contamination from the other animal derived viruses. This is even acknowledged by the Food and Drug Administration of the USA (FDA.) Therefore, you had better think that the vaccine contains various other animal derived viruses.

The Salk vaccine, which was developed by Dr. James Salk, an American doctor in 1955 as the polio vaccine, is notorious for contamination. In this vaccines development, the kidney of macaca mulatta was used. However as the incubated viruses

146



Vaccines are entangled with a large number of harmful materials, and by taking a vaccination, substances that are completely foreign to human body are directly put into the human blood stream.

were not properly refined, substances of the kidney cells of the monkey and various pathogens that were contained in those substances were mingled with the vaccine. It is known that the Salk vaccine is intermingled with viruses that are parasitic only to macaca mulatta or macaca fuscata. SV 40 is currently known as a cancer vaccine, and when the cancerous tumors of the malignant lymphoma, brain tumor, breast cancer or uterine cancer are examined, SV40 is actually detected within them. Almost everyone in the USA has vaccinated with this SV40, and for this reason, it is suspected the Salk vaccine may have been responsible for the increasing rate of people who develop cancer in USA. Which means among cancer infections, there may be many cases, which

Harmful Materials Contained in Vaccine 147

were caused by this S V vaccine. It is said that if you could elucidate the relationship between vaccination and cancer, then the Nobel Prize is yours. However, no one is enthusiastic about doing that.

In addition to this, the extraordinary likeness of this SV vaccine to the AIDS virus (HIV) has also been pointed out. In 1958, the polio vaccine, which contained a large number of SV 40 was used in Africa for vaccinating a large population. This SV40 is one of the slow viruses that require a very long time until it acquires pathogenicity, and now its relationship is suspected to be the cause of an explosive increase of AIDS in Africa, 30 years after it was used.

It means that, not only is the cause of cancer but also that of AIDS may possibly be related to the contaminated viruses contained in the polio vaccine. As in this case, when diseases are caused by slow viruses that only develop diseases after 10 years, its relation to vaccination cannot be easily observed.

In terms of vaccine development, the kidneys of monkeys, dogs and rabbits are frequently used as the culture medium. Kidney is an excretory internal organ that absorbs various toxins including these slow viruses that can bring catastrophic consequences to human beings. Therefore, vaccinating with vaccines that are produced by using animal kidneys, as the culture medium is the same as implanting a time bomb into the human body that is called a slow virus disease, which can

explode at anytime in the future. In present day Japan, the vaccines produced by using kidneys as the culture medium are hepatitis A vaccine, polio vaccine and the rubella vaccine. There is other evidence of this, which has been stated by a person who had actually been involved with vaccine development in the USA. He made a testimony about other pathogens which he detected. It reads as follows.

"I will tell you some of what I encountered. I will also tell you what my colleague discovered. I have here a part of the list with me. We discovered various viruses of chicken in the Remavex vaccine for measles. In the polio vaccine, we discovered acanthamoeba that is called "brain eating." Then, monkey's giant cell virus in polio vaccine, simian foamy virus in rotavirus vaccine and, cancerous cells of chicken in DPT combine vaccine. Various microbes are found in anthracis virus vaccine. In several varieties of vaccine, we discovered an agent that appears to be a harmful enzyme inhibitor. In rubella vaccine there were viruses of ducks, dogs and rabbits. Then, in the influenza vaccine, leukaemia viruses of chicken, and pest viruses in the combination vaccine, so on and so forth. Here I am only referring to a few examples of the biological contamination. Who knows how many more there are? They have yet to be discovered, only because we wouldn't want to find them. If any tissue, let's say the tissue of a chicken, is used in order to produce vaccines, we can't even

Harmful Materials Contained in Vaccine 149

begin to imagine how many pathogens are contained in that tissue. Neither can we tell what its effects will be on human beings." ("is immunization effective?" by Trevor Gunn)
(Published by Homoeopathic Publishing Ltd.)

Foreign Proteins

Relation between foreign proteins and allergies

When vaccine is produced by using the embryonic tissues of mammals other than human beings such as monkey, chicken or frog, then the proteins of these animals mingling with the vaccine cannot be avoided. Which is then implanted by subcutaneous injection, and these large numbers of animal derived foreign proteins directly enter into the blood stream. Proteins are made of amino acids arranged in a joined linear chain, which are decomposed in digestive organs into the smallest unit, and enter into the blood stream from the intestines. They are delivered to the cells of the entire body, and in each area of the body, are composed into any specific necessary proteins (enzyme, hormone, muscle etc.) Without decomposition, macromolecular proteins cannot enter into the blood through the mucous membrane of intestines, and which should not happen. It is even more important that it should never be directly administered into the blood stream through a

150

THE HOMOEOPATHIC LIFE


Torako Yui's homoeopathic life Series 101

1

The Thesis of Immunization Impossible

Pathogens are grateful beings!
Childhood illnesses are blessing!

Torako Yui
Ph.D from
JHMA MARH



Homoeopathic Publishing Ltd.

Torako Yui

[HL Series - The Thesis of Immunization Impossible - Vol 1](#)

298 Seiten, kart.
erschienen 2008



bestellen

Mehr Homöopathie Bücher auf www.narayana-verlag.de