


Grant Bentley

Homeopathic Facial Analysis

Leseprobe

[Homeopathic Facial Analysis](#)

von [Grant Bentley](#)



<http://www.narayana-verlag.de/b3455>

Das Kopieren der Leseproben ist nicht gestattet.

Narayana Verlag GmbH
Blumenplatz 2
D-79400 Kandern
Tel. +49 7626 9749 700
Fax +49 7626 9749 709

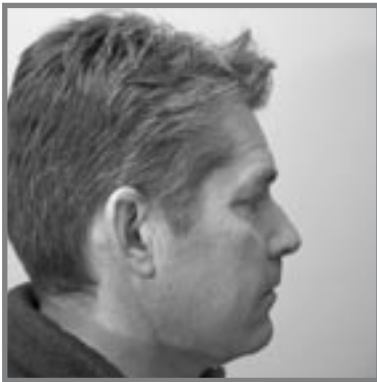
Email info@narayana-verlag.de
<http://www.narayana-verlag.de>

In unserer [Online-Buchhandlung](#) werden alle deutschen und englischen Homöopathie Bücher vorgestellt.

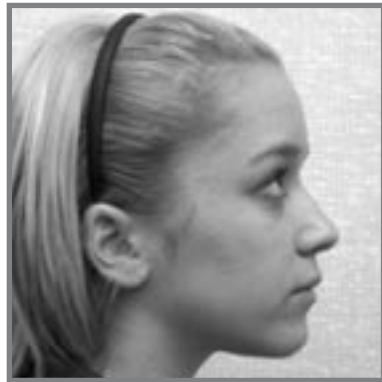


FOREHEADS

Forehead sloped — Yellow



Yellow – Hairline sloped

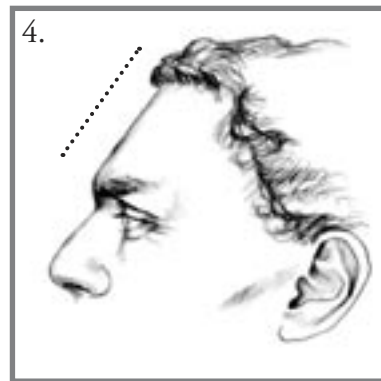
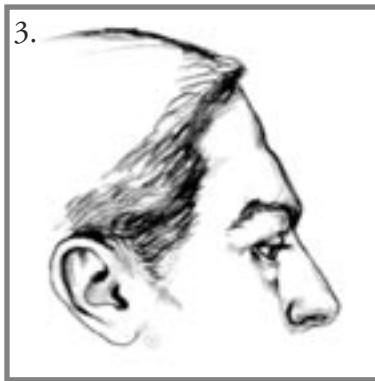
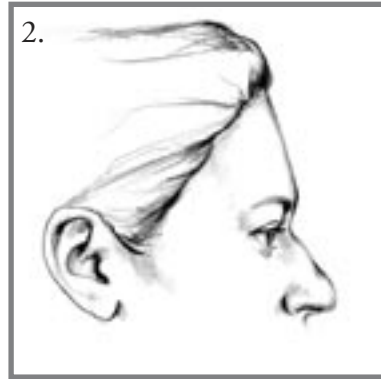
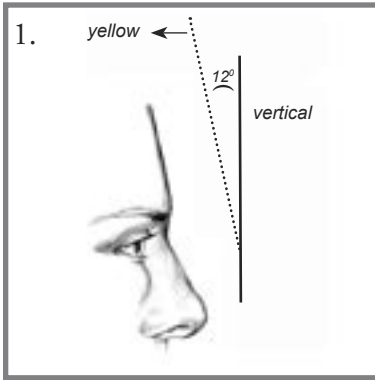


Control – curved not sloped

The measuring point for the forehead is from between the eyebrows. From this starting point the angle and shape of the forehead is assessed. If a forehead is yellow, it will slope backwards in a straight line at an angle of 12° or greater. If the forehead curves backwards it is blue. If the forehead is 11° or less it is red.

FOREHEADS

Forehead sloped — Yellow



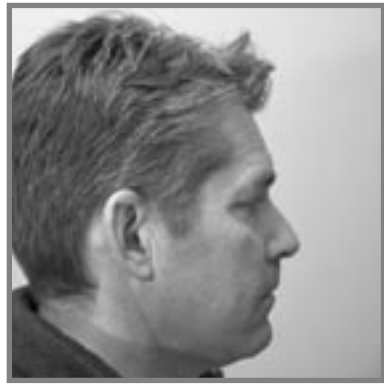
1. The reference line that divides yellow from red – 12° or greater is yellow.
2. The most commonly seen example of the yellow forehead.
3. A sloped and indented forehead. This forehead will get two points. Sloped (yellow) and indented (blue).
4. A sloped forehead at an acute angle (yellow).

FOREHEADS

Forehead straight (vertical) — Red



Red – Forehead straight (and vertical)

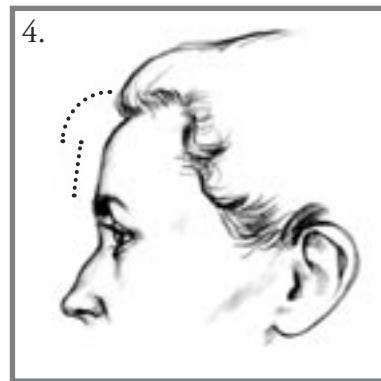
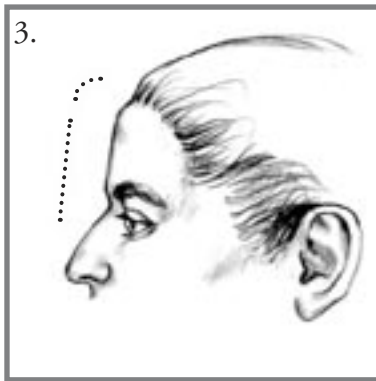
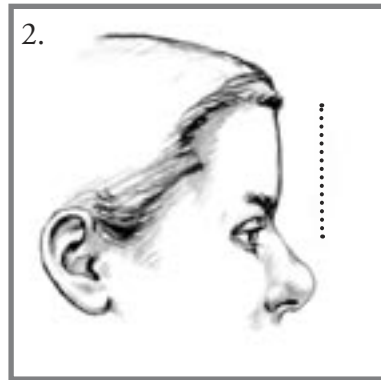
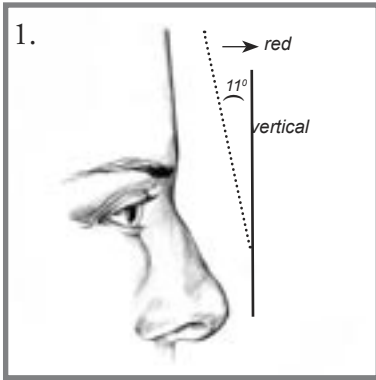


Control – straight (and sloped)

Using between the eyes as the starting place, the red forehead is a straight or almost vertical line (between 0° and 11°) from this point. A forehead must curve at some point to form the top of the head. The last 20% of the forehead is often curved but as long as the first 80% is straight this type of forehead is red.

FOREHEADS

Forehead straight (vertical) — Red



1. The reference line that divides red from yellow – from vertical to 11° is red.
2. The most commonly seen example of the red forehead.
3. The last 20% of the forehead is curved but as 80% of the forehead is straight it is still red.
4. The last 30 – 40 % of this forehead is curved so this forehead will get two points. Straight (red) and curved (blue). Note this angle is 10° (red).

FOREHEADS

Forehead curved — Blue



Blue – Forehead curved

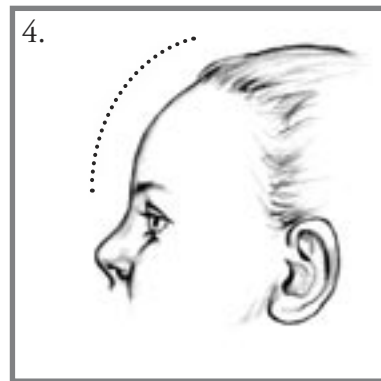
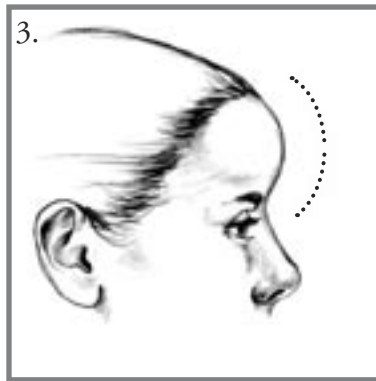
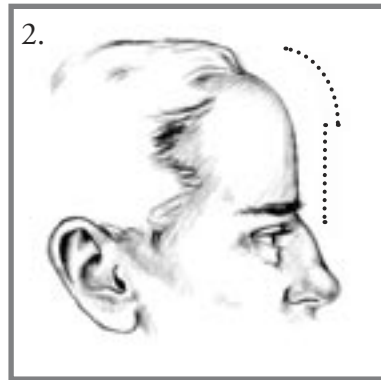
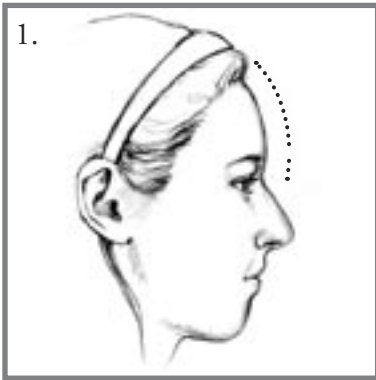


Control – not curved

The curved forehead of blue is a continuous arc extending from between the eyes to the hairline. The curves found in the blue forehead range from a gentle continuous arc, to a semi-circle. When it reaches this degree, the forehead takes on a bulging appearance.

FOREHEADS

Forehead curved — Blue



1. A gentle backward curve, because of its curved shape this forehead is blue.
2. A forehead that is both curved and straight. Straight (vertical) for the first 60% then curved for the last 40%. This forehead will get two points. Curved (blue) and straight (red).
3. An outward bulging curve (blue).
4. A curved forehead seen in a child (blue). Even though this forehead slopes back, it is still blue, because it is curved.

FOREHEADS

Forehead indented — Blue



This takes closer examination than many facial features, because it resembles the sloping forehead of yellow. However, instead of one straight continuous line, the indented blue forehead is actually wavy not straight therefore, it is two small joined curves rather than one long arc.



Blue – Forehead indented



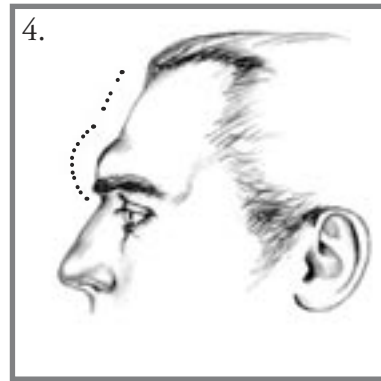
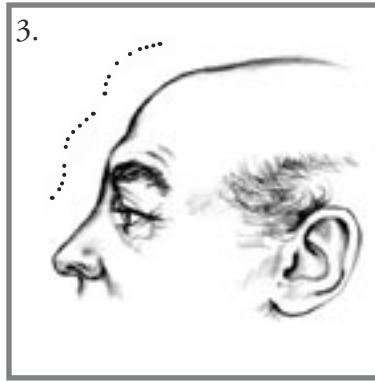

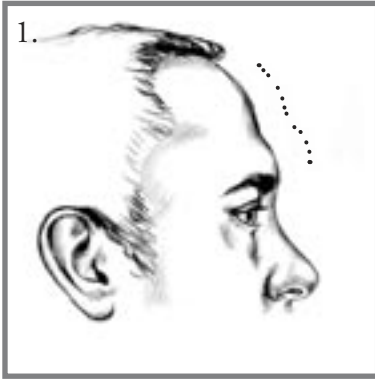
Blue – Forehead curved

Using between the eyes as the starting point, notice the forehead dips in approximately one third the way up toward the hairline. It then curves outward at a slight angle to join the top of the head. The difference between an indented forehead and a brow

- The indented forehead looks like a continuous wave.
- A brow is a semi circular boney projection along or just above the eyebrows.

FOREHEADS

Forehead indented — Blue



1. Indented forehead curving backwards (blue).
2. Indented forehead with a concave curve (blue).
3. Two curves with an indentation (blue). Compare with picture 4.
4. NOT BLUE – Semi circular brow joining a straight sloped forehead. This can look very similar to the example in number 3. This forehead will get two points. Brow (red) and straight sloped (yellow). A forehead that has both a brow (red) and a curve above the brow (blue) also exists.

FOREHEADS

Forehead brow — Red




Red – Forehead brow



Control – Indented - no brow

A brow is a bony projection that begins level to the eyebrows and gently curves outward extending upward into the forehead for approximately one to two centimetres to join with the forehead. It is separate from the forehead. The red brow differs from the indented forehead of blue because it is a semicircular outward curve rather than a concave indentation.



Grant Bentley

[Homeopathic Facial Analysis](#)

162 Seiten, Spiralbindung
erschienen 2006



Mehr Homöopathie Bücher auf www.narayana-verlag.de