

Patricia Le Roux Metals in Homeopathy

Leseprobe

[Metals in Homeopathy](#)

von [Patricia Le Roux](#)



<http://www.narayana-verlag.de/b5047>

Copyright:

Narayana Verlag GmbH
Blumenplatz 2
D-79400 Kandern
Tel. +49 7626 9749 700
Fax +49 7626 9749 709
Email info@narayana-verlag.de
<http://www.narayana-verlag.de>

In unserer [Online-Buchhandlung](#) werden alle deutschen
und englischen Homöopathie Bücher vorgestellt.

[Narayana Verlag](#) ist ein Verlag für Homöopathie Bücher. Wir publizieren Werke von hochkarätigen innovativen Autoren wie [Rosina Sonnenschmidt](#), [Rajan Sankaran](#), [George Vithoulkas](#), [Douglas M. Borland](#), [Jan Scholten](#), [Frans Kusse](#), [Massimo Mangialavori](#), [Kate Birch](#), [Vaikunthanath Das Kaviraj](#), [Sandra Perko](#), [Ulrich Welte](#), [Patricia Le Roux](#), [Samuel Hahnemann](#), [Mohinder Singh Jus](#), [Dinesh Chauhan](#).

[Narayana Verlag](#) veranstaltet [Homöopathie Seminare](#). Weltweit bekannte Referenten wie [Rosina Sonnenschmidt](#), [Massimo Mangialavori](#), [Jan Scholten](#), [Rajan Sankaran](#) und [Louis Klein](#) begeistern bis zu 300 Teilnehmer.

principle characteristics of *Ignatia* in one paragraph.

In the second part of each remedy *Vithoukas* explores generalities and keynote symptoms of the different systems; ideal as a reference when you study a case further. Head, Eyes, Ears, Nose etc.....

The last part of each remedy is Case Studies, including conditions it has helped. Listed are a variety of serious conditions which nowadays are likely to be treated in a hospital, shown within these the remarkable curative properties of correctly prescribed remedies. These are examples of actual cases, giving you a deeper insight into the remedy picture than can be provided by theory. After each remedy two ruled pages are provided for you to write your notes and experiences.

Overall a very thorough *Materia Medica*, *Vithoukas* leaves no stone unturned. This is breathtaking in scope and detail. I have the first six volumes and use it in my practice regularly, especially useful when studying a remedy I don't fully understand. Highly recommended to both students and practitioners.

Metals in Homeopathy

Core essences and paediatric cases for all the elements of the Iron, Silver and Gold series

Author:
Patricia Le Roux, 2009,

Narayana Publishers, Germany.
ISBN – 978-3-939931-77-5
Hard cover: Price: approx. AUD61

Reviewed by Ai-Ling Su Makewell

Jan Scholten's element theory is making inroads into the consciousness of homœopaths worldwide. Its methodology, though a drastic departure from our accustomed repertorisation method (based on provings), provides much greater insight into understanding the presenting cases in terms of 'essence' that gives rise to increased accuracy in prescriptions. The element theory challenges homœopaths to reorient our thinking process - from the rubrics, where we gather information in a piecemeal fashion, to perceiving patterns via the eighteen stages and the seven series of the periodic table. Metaphorically speaking, the element theory permits us not only to see the trees but also the forest in its totality.

Patricia Le Roux, an experienced paediatrician, demonstrates the efficacy and validity in utilising the element theory in her book, *Metals in Homeopathy: Core essences and paediatric cases for all the elements of the Iron, Silver and Gold series*. This is the first book that dedicates itself to thoroughly examining all the elements in the Iron, Silver and Gold series in their healing property concerning children's health. Essentially, it is a book of *Materia Medica* in the treatment of children.

The book's layout is clear, concise, and methodical with clarity and simplicity. It includes 'A Brief Synopsis' of the seven series and the eighteen stages. Description of each of the elements covers: 1) the Key Symptoms of the element in question; 2) a Case Study of that particular element; 3) Pharmacy and History of the element; 4) the Clinical Indications of e.g. *Kalium*; and 5) the element (e.g. *Kalium*) in Paediatrics. 'Comparisons with other Remedies' is also included in some of the elements but not all.

Under the heading - 'The Clinical Indications of e.g. *Kalium*,' are the General symptoms of the element, Clinical signs, Causations, Constitution, Modalities etc. as well as the Mental and Physical symptoms of the particular element. The information with reference to each of the elements is drawn from diverse sources - from *Kent, Allen, Clarke*, etc. to the modern provings of remedies, and *Scholten's* element theory. The readers are thus provided with an extensive knowledge of the individual element. The section on, for example, "*Kalium* in Paediatrics," Le Roux, delivers a clear and economic description of children's temperament, characteristics, physical symptoms and modalities, which are indications, of particular value, for the prescription of that element.

The case studies comprise a wide range of children's health issues from childhood infections, eczema, asthma, to addressing their developmental and learning difficulties, as in behavioural concerns, depression and eating disorders, and so on. What is readily conveyed in these cases is her keen perception of the essence - an understanding of the child and the remedy. The remedies prescribed for some of the cases are derived from the combined methods of repertorisation and group analysis of the element theory. Author's 'Comments,' in each of the case studies, provide the rationale for prescribing the remedy that largely fulfils the purpose of case analysis.

While Le Roux's comments are quite adequate and appropriate for those

practitioners who are already familiar and skilled at applying *Scholten's* theory it could be considered rather scant for the purpose of learning. For example, the prescription of *Palladium* (p.189) - the case history itself reveals far more complexity than her rationale for choosing the remedy. A somewhat small issue, it is not insignificant. This is the only deduction in an otherwise unique reference book rich with valuable information.

I would have preferred to read a more extensive case analysis of *how* Le Roux reasoned and came to the conclusion in her prescribing the element for each of the cases - Is it by way of the repertory (some of the cases contain rubrics) or the group analysis (relating the case history to the stages and series) or the combination of both?

On the whole, Le Roux's book, *Metals in Homeopathy* is a substantial and clearly written reference book that is invaluable for both practitioners and students. It is particularly worthwhile if one is specialising in the area of paediatrics.

Miasms and Nosodes

Origins of Disease. Volume 1

By Louis Klein FSHom

Naryana Publishers
Kandern, Germany.
2009
ISBN: 978-3-939931-68-3
Hard cover 522 pages

Reviewed by Jim Veljanovski



It is always exciting to read a serious text from a leading practitioner that is squarely aimed at the experienced homœopath. *Louis Klein* has over 30 years experience, starting in the Athenian school of *George Vithoukas* and now incorporating current approaches of *Sankaran* and especially *Scholten*.

From its inception the theory of the Miasmatic basis of disease has been a controversial one. *Klein* provides the reader with a short history of miasms and then goes on to explain the modern extension of those concepts.

His basic premise of the concept of miasm is grounded in the approach taken by *Vithoukas*:

Miasm is a predisposition to chronic disease underlying acute manifestations of illness that

- Are transmissible from generation to generation



- May respond beneficially to the corresponding nosode or appropriate homoeopathic drug or vaccine.

This approach implies that there are far more miasms affecting health and disease than the three as expounded by *Hahnemann*. For every group of micro-organisms and parasites *Klein* suggests there is a corresponding miasm and a number of nosodes prepared from individual micro-organisms within that group.

A very important short chapter is Identifying and Prescribing Nosodes. Here *Klein* gives us his experience on how to use the nosodes in practice. Explaining the 'near acute' and chronic effects one should appreciate in case analysis for miasm and nosode selection; the concept of paucity of symptoms and reaction-poor states.

The text then begins to dissect six miasm groups with their corresponding nosodes, some less well-known such as the *Yersinia* (plague) and *Tetanus* miasms and also further elaboration on well known miasms such as the *Tubercular*.

Each nosode is illustrated with a commentary about the organism, the nature of the disease it produces and the meanings of their names. The section entitled Clinical Focus Guide is an excellent summary that gathers all the preceding information into a useable format for the homoeopath to which is added selections from contemporary homoeopathic sources such as *Julian*, *Scholten* and others. Here *Klein* gives numerous useful clinical tips:

- *Tetanus* nosode which causes 'lockjaw' for temporomandibular joint syndromes,
- *Propionibacterium acnes* nosode for those stubborn acne and rosacea cases
- *Clostridium perfringens* as a potential treatment in the genetic disease epidermolysis bullosa.
- *Toxoplasmosis* nosode as one of the major remedies in Lymphoma and Marfan Syndrome

The book also includes a detailed recording of the proving and summary of a new nosode *Johneinum*, a bacterium that has been connected to Crohn's disease.

In some respects this book asks as many questions as it gives answers. *Hahnemann* was confronted with the phenomena of malaria, cholera, typhoid etc. These diseases were not uncommon during his time, yet he consciously excluded them from his classification of the chronic miasms. This perhaps implies he may have considered that

they are not miasms in the sense that authors, such as *Klein*, use the term.

The proving of the *Malaria* nosode is supposed to tell us about the impact of the Falciparum group of parasites. However it is made from the blood of malaria patients during the fever phase, which means it would almost entirely consist of *human* blood; and would, therefore, contain only a tiny amount of the parasite (and its DNA). Additionally, there is a dearth of reference to other human nosodes and sarcodes such as *lac humanum*.

There are a few areas in which the text would have been improved by a wider discussion on the introductory history of miasmatic theory by reference to older texts. There is also a reliance on Wikipedia as a source for information on some source notes about the various clinical conditions discussed. Some, such as how the *Toxoplasmosis* parasite may change the behaviour of infected rats making them less fearful of cats; the effect being advantageous to the parasite which will be able to sexually reproduce if the rat is eaten by the cat, are fascinating. However for a text book of this quality primary sources or standard medical textbooks would have been a more appropriate option.

This may come in volume 2, but some discussion on the use of nosodes in prevention (homoeopathic prophylaxis) of disease historically, and from his experience, would sit well in the text.

At times *Klein* takes a quantum leap when using analogy to illustrate a point. For example, since the disease tetanus is commonly transmitted via a puncture wound, the tetanus miasm patient also feels that their ego or consciousness has been punctured. Some readers will revel in this type of symbolism, others may think it is like saying *Polonium-210* suits people who think or act like spies and will be poisoned because they know too much ~ such as was the case for the Russian spy Alexander Litvinenko.

The need for such criticism is, thankfully, rare in the book. *Klein* largely proceeds from the known to the unknown; from the organism, the natural disease to the artificial disease (classical proving); from clinical records within the homoeopathic literature to his own wealth of clinical experience with the nosodes and modern sources such as *Scholten*. Indeed it is the clinical experience that *Klein* has with these nosodes which is so invaluable. He continues where *Kent* left off with his descriptions of *Tuberculinum*, bringing to life the *disposition* of the miasm and nosodes within the source through numerous case examples.

Gradually the reader gets a sense that *Klein* is an extremely astute observer, his ability to make rational connections between miasm, nosode and patient resulting in remarkable case studies, makes this book a valuable addition to the field of homoeopathic materia medica.

References

Boger Cyrus M, *Collected Writings* edited by Robert Bannan. 1994. Churchill Livingstone.

Close, Stuart. (1990) *Genius of Homoeopathy: Lectures & essays on Homoeopathic Philosophy*. New Delhi: B. Jain Publishers Pvt. Ltd.

Dhawale M. L.:2003, *Symposium Part 2, C5, Psora to Syphilis: Miasmatic Interpretation And Clinicopathologic Correlations with Comparison*, 3rd Ed, Dr M. L. Dhawale Memorial Trust, Mumbai.

Kasad K. N.:2003, *Symposium, Part 2, Disease (Natural and Drug) A Phenomenological Approach, C1, Hahnemann Totality*, 3rd Ed: Dr M. L. Dhawale Memorial Trust, Mumbai.

Robert Herbert A, (1995) *The Principles and Art of Cure by Homoeopathy*, reprint edition, New Delhi: B. Jain Publishers Pvt. Ltd.

Sea Remedies – Evolution of the Senses

by Jo Evans


Editor: Jenni Tree

Published by Emryss Publishers, Netherlands
Oct 2009 www.emryss.eu

ISBN 978-90-76189-23-9 Hardback
Price approx AUD95, 658 pages

From the moment I received notification that this eagerly awaited "Sea Remedy" book was finally published, I knew that we would be in for a real "treat" of a read. Having been part of an on-going Sea Remedy Group, exploring the lesser known sea remedies for several years in the UK, before my move to Australia in 2009, we had started to develop similarities and differentiation charts as well as a thematic repertory under the leadership of Gordon Adam RSHom (Bristol, UK). We had also been aware for some time of Jo Evans' considerable task in bringing together a further comprehensive collection of remedies from the Sea. When my copy arrived, I was not to be disappointed; I knew this would be a book of great substance and





Patricia Le Roux

[Metals in Homeopathy](#)

Core essences and paediatric cases for all the elements of the Iron, Silver and Gold series

392 Seiten, geb.
erschienen 2009



bestellen

Mehr Homöopathie Bücher auf www.narayana-verlag.de