

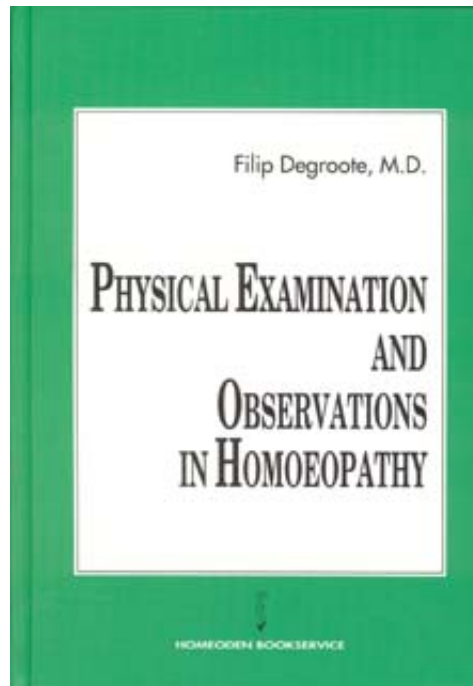
Filip Degroote

Physical Examination and Observations in Homoeopathy

Leseprobe

[Physical Examination and Observations in Homoeopathy](#)

von [Filip Degroote](#)



<http://www.narayana-verlag.de/b2089>

Das Kopieren der Leseproben ist nicht gestattet.

Narayana Verlag GmbH

Blumenplatz 2

D-79400 Kandern

Tel. +49 7626 9749 700

Fax +49 7626 9749 709

Email info@narayana-verlag.de

<http://www.narayana-verlag.de>

In unserer [Online-Buchhandlung](#) werden alle deutschen
und englischen Homöopathie Bücher vorgestellt.



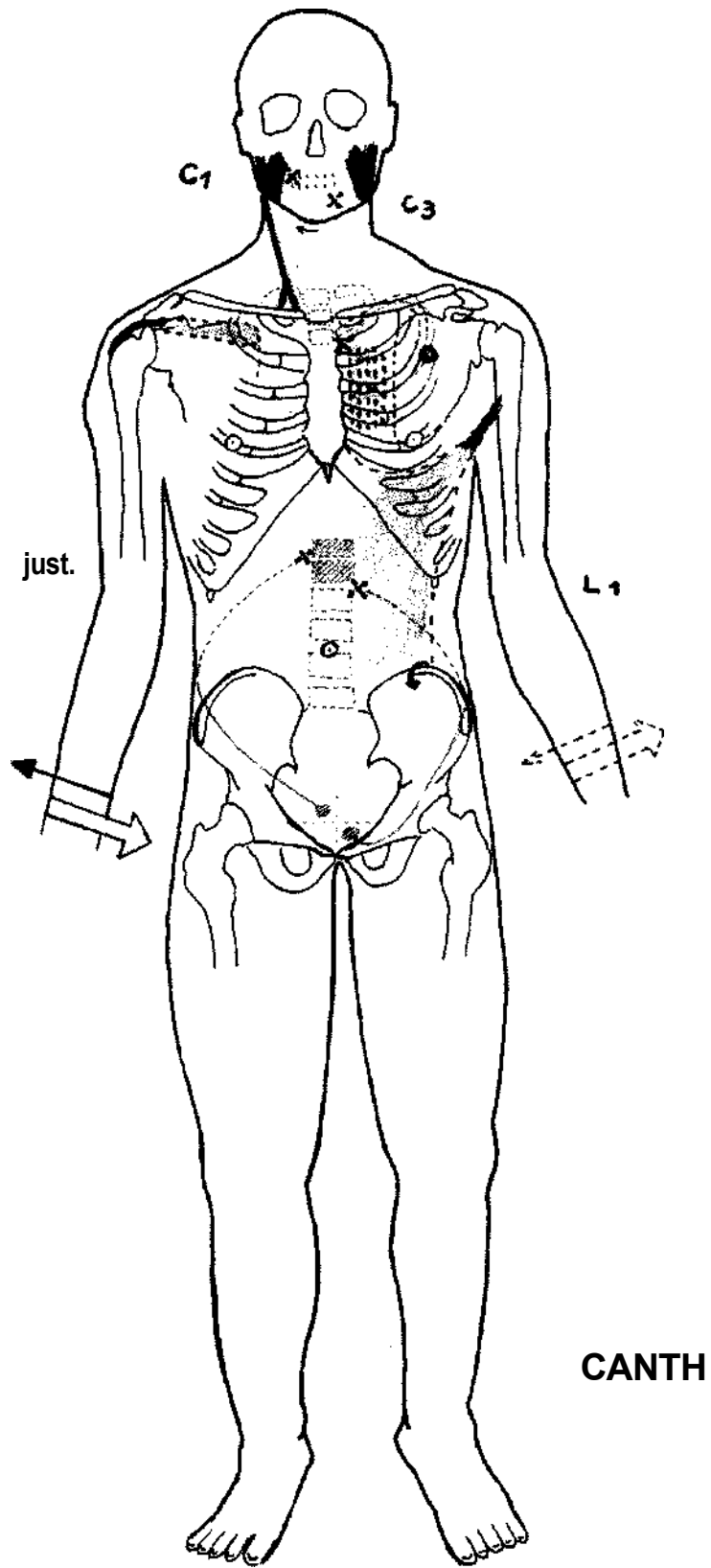
TABLE OF CONTENTS

Foreword	11
A word on the author	13
Preface	15
Introduction	17
Abrotanum	29
Aconitum napellus	33
Aethusa cynapium	37
Agaricus muscarius	41
Allium cepa	45
Aloe socotrina	49
Alumina	53
Ambra grisea	59
Ammonium carbonicum	63
Anacardium Orientale	67
Antimonium crudum	69
Antimonium tartaricum	73
Apis mellifica	77
Argentum metallicum	81
Argentum nitricum	85
Arnica montana	89
Arsenicum album	93
Arsenicum iodatum	99
Aurum metallicum	103
Baptisia tinctoria	109
Baryta carbonica	113
Baryta muriatica	117
Belladonna	121
Benzoicum acidum	127
Berberis vulgaris	131
Bromium	135
Bryonia alba	139
Bufo rana	143
Calcarea arsenicosa	147
Calcarea carbonica	151
Calcarea caustica	155
Calcarea fluorica	157
Calcarea hypophosphorica	161
Calcarea iodata	163
Calcarea phosphorica	167
Calcarea silicata	173
Calcarea stibiato-sulphurata	177
Calcarea sulphurica	179
Cantharis	183
Capsicum annum	187

Carbo vegetabilis	191
Carcinosinum	195
Causticum	199
Chamomilla	205
Chelidonium majus	209
China officinalis	213
Chininum sulphuricum	217
Cimicifuga racemosa	221
Cina	225
Cinnabaris (HgS)	229
Cinnamomum ceylanicum	231
Cistus canadensis	233
Cocculus indicus	237
Colchicum autumnale	241
Colocynthis	245
Conium maculatum	249
Crocus sativus	255
Cuprum metallicum	259
Digitalis purpurea	263
Dulcamara	267
Elaps corallinus	271
Ferrum metallicum	275
Ferrum iodatum	277
Ferrum phosphoricum	279
Fluoricum acidum	283
Gelsemium sempervirens	287
Graphites	291
Guaiaacum	295
Hamamelis virginica	297
Hepar sulphur	301
Hydrastis canadensis	307
Hyoscyamus niger	311
Hypericum perforatum	315
Ignatia amara	319
Iodium purum	325
Ipecacuanha	329
Iris versicolor	333
Kali bichromicum	337
Kali bromatum	339
Kali carbonicum	343
Kali iodatum	347
Kali nitricum	351
Kali phosphoricum	355
Kreosotum	359
Lac caninum.....	363
Lachesis	367
Lapis albus	373
Lycopodium clavatum	377
Magnesia carbonica	385

Magnesia iodata	389
Magnesia muriatica	391
Magnesia phosphorica	395
Magnesia sulphurica	399
Mandragora officinarum	401
Manganum aceticum	403
Medorrhinum	407
Mercurius	413
Mercurius iodatus flavus	419
Mezereum	423
Natrum carbonicum	427
Natrum muriaticum	431
Natrum nitricum	437
Natrum phosphoricum	439
Natrum silicofluoricum	441
Natrum sulphuricum	443
Nitricum acidum	447
Nux moschata	453
Nux vomica	459
Opium	463
Oscillococcinum	465
Palladium	467
Petroleum	471
Phosphoricum acidum	475
Phosphorus	479
Phosphorus tri-iodatus	485
Platina	487
Plumbum metallicum	491
Podophyllum	497
Psorinum	501
Ptelea trifoliata	505
Pulsatilla	509
Ranunculus bulbosus	513
Raphanus sativus	515
Rhododendron	517
Rhus toxicodendron	521
Rumex crispus	527
Ruta graveolens	531
Sabadilla	535
Sabina	539
Sanguinaria canadensis	543
Sarsaparilla	547
Selenium	551
Sepia	555
Silicea	563
Solanum tuberosum aegrotans	569
Staphisagria	571
Stramonium	577
Sulphur	581

Sulphur iodatum	587
Sulphuricum acidum	589
Syphilinum.....	593
Tarentula hispanica	597
Thuja occidentalis	601
Tuberculinum	607
Tuberculinum bovinum	611
Tuberculinum Koch	611
Tuberculinum Denys	612
Tuberculinum Marmoreck	613
Tuberculinum Spengler	613
Bacillinum	614
Tuberculinum aviaire	614
Tuberculinum residuum (of Koch)	615
Valeriana officinalis	617
Veratrum album	621
Zincum metallicum	625
Zincum iodatum	629
Description of the muscle-tests	631
Repertory	645
Addendum	661
Bibliography	745
Index	749



CANTHARIS

Physiognomy and examination

Sensitivity of the nerves along the spine:

- 1° Cerv. right
- 3° Cerv. left
- 3° Dors. left
- 12° Dors. right (- stomach, kidneys)
- 1° Lumbar left (- spieen, bladder)

Sensitivity of the third left dorsal nerve, with pain on pressure at the height of the anterior axillary line.

There is a pivot-turning of the spine, which:

- makes turn the left crista iliaca forward.
- blocks the right ribs and creates a pressure on the left lung. There is a muscular contraction between the spine and the left scapula.
- creates a torsion of the 12° dorsal and 1° lumbar vertebra.

Both kidneys become sensitive.

The patient has also more difficulties in crossing the left thigh over the right, then the reverse.

As result of the torsion at D12 - L1, the supra-pubic region is sensitive in a diagonal direction. When pressing with the index-finger, right upper, and middle-fingers, left lower, the supra-pubic region is hard. Doing the reverse, the supra-pubic region is soft (see figure). One can unblock that torsion in supine position by flexing the crossed legs (crossed at the height of the ankles, with the left ankle over the right one) over the chest during expiration.

Frequently, the spieen is enlarged.

Contraction of masseters (lockjaw).

Muscle-tests:- Weakness of the right musculus supraspinatus* (relation with the conception vessel meridian).
- Weakness of the left musculus latissimus dorsi* (relation with the spieen meridian).
- Weakness of the right musculus sternocleidomastoideus* (relation with the stomach meridian), by which the head is turned to the right.

Target organs: urinary organs (parenchyme of kidney), genitalia and serous membranes.

Professions, hobbies: manual workers, sporters.

Clinical observations

Acute (sexual) mania with **increased sexual desire**: shameless, curses, tears own hair and things, strikes. Hysteria with urinary troubles.

Anxious restlessness ending in a rage, aggravated by shining objects or touching the larynx. Salivates during rage. Makes also convulsive motions or throws arms involuntary about.

Pusillanimity and timidity.

Sudden loss of consciousness with red face.

Enormous dandruff. Coryza

with pain in limbs.

Erysipelas beginning on dorsum of nose and spreading to (right) cheeks. Hippocratic face.

Swollen, red throat with aphthous ulcerations (fauces).

Chronic gastritis with dysuria.

Inflammation of bladder with **bloody urine** and **tenesmus**.

There is scanty urine, even if one drinks a lot.

Urging to urinate from hearing running water.

Polakysuria.

Bloody emission (cfr. Lyc). Increased smegma.

During pregnancy, there is often involuntary urination.

During labour: hair falls out when combing.

Parturition, after: falling of hair and paralysis of bladder.

Dry, hacking cough with erections.

Pleuritis. Epicarditis.

Emprosthotonos. Opisthotonos.

Cold sweat, especially on hands and feet.

During sleep: uncovers the feet.

During fever, the patient has often cold hands and feet.

Scalds. Pityriasis, especially in children.

Vesications on the skin. **Burns of the first degree** with small blisters (d.d. Apis: large blisters).

Sunburn. (Locally, a 3x -ointment, even in cases of herpes zoster).

After intoxication with vinegar.

Violent spasms (convulsions) reproduced by touching the larynx.

Energetic points

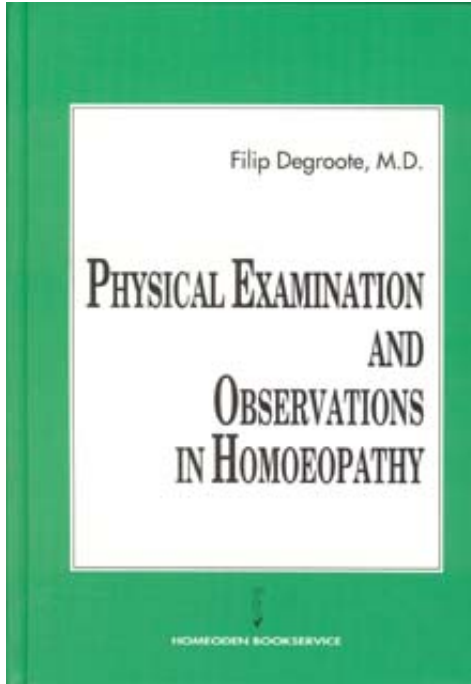
Weihe point: situated on the vertical line, which is going through the inferior angle of the scapula, in a patient with the arms hanging down, at the lower border of the twelfth rib, bilaterally (= Bladder 50).

TL:-Kidney 11, bilaterally. -

Bladder 27, bilaterally.

- Bladder 65, bilaterally.

- Conception Vessel 7 (this point is situated just below the umbilicus).



Filip Degroote

[Physical Examination and Observations
in Homoeopathy](#)

752 Seiten, geb.
erschienen 1992



Mehr Homöopathie Bücher auf www.narayana-verlag.de